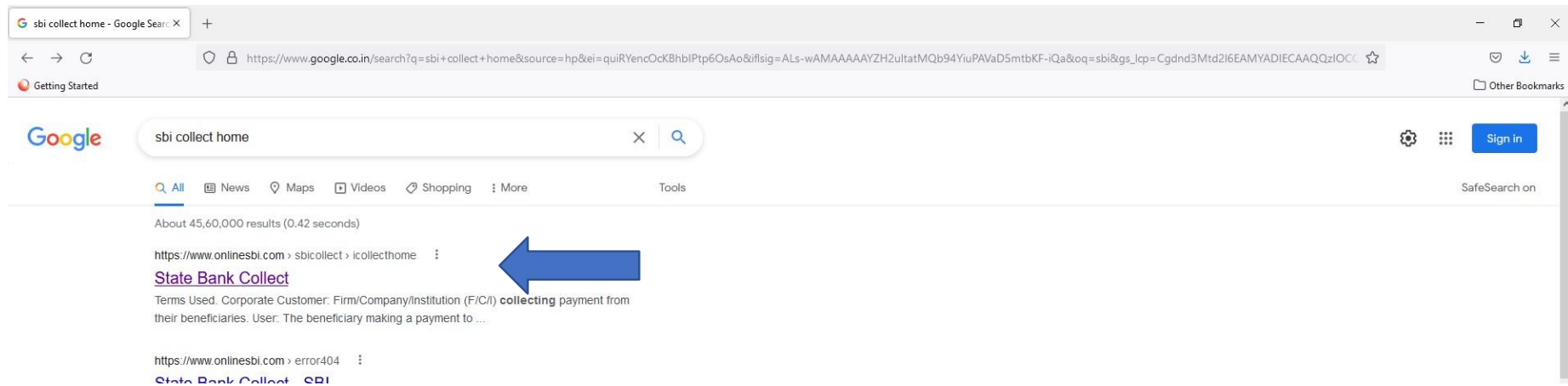


A. MAKING FEE PAYMENT BY USING THE LINK PROVIDED:

<https://www.onlinesbi.sbi/sbicollect/icollecthome.htm?corpID=374797>

1. Go to Google and type “SBI Collect Home”: Following Screen will appear then **Click on the State Bank Collect**



2. Click on the check box "I have read and accepted the terms and conditions stated above". And Click on Proceed Button


State Bank Collect

+



← → ↻

🔒 https://www.onlinesbi.com/sbicollect/collecthome.htm

🔍 Getting Started

State Bank Collect

Products & Services Know More हिंदी



STATE BANK COLLECT
A MULTI-MODAL PAYMENT PORTAL

DISCLAIMER CLAUSE

Terms Used

- > **Corporate Customer:** Firm/Company/Institution (F/C/I) collecting payment from their beneficiaries.
- > **User:** The beneficiary making a payment to F/C/I for the services/goods availed.
- > Bank shall not be responsible, in any way, for the quality or merchantability of any product/merchandise or any of the services related thereto, whatsoever, offered to the User by the Corporate Customer. Any disputes regarding the same or delivery of the Service or otherwise will be settled between Corporate Customer and the User and Bank shall not be a party to any such dispute. Any request for refund by the User on any grounds whatsoever should be taken up directly with the Corporate Customer and the Bank will not be concerned with such a request.
- > Bank takes no responsibility in respect of the services provided and User shall not be entitled to make any claim against the Bank for deficiency in the services provided by the Corporate Customer.
- > The User shall not publish, display, upload or transmit any information prohibited under Rule 3(2) of the Information Technology (Intermediaries guidelines) Rules, 2011.
- > In case of non-compliance of the terms and conditions of usage by the User, the Bank has the right to immediately terminate the access or usage rights of the User to the computer resource of the Bank and remove the non-compliant information.

☒ I have read and accepted the terms and conditions stated above.
(Click Check Box to proceed for payment.)

Proceed

© State Bank of India Privacy Statement | Disclosure | Terms of Use

3. By Clicking on the Proceed Button the following screen will appear.

The screenshot shows the State Bank Collect web interface. At the top, there is a header with the SBI logo on the left and 'State Bank Collect' on the right. Below this is a blue navigation bar with 'State Bank Collect' and 'State Bank Mops'. A breadcrumb trail shows 'State Bank Collect / State Bank Collect' with an 'Exit' link. A dark grey bar displays 'State Bank Collect' and the date/time '15-Nov-2021 [10:30 AM IST]'. The main content area has a light blue header 'Select State and Type of Corporate / Institution'. It contains two mandatory fields: 'State of Corporate / Institution *' with a dropdown menu showing 'All India', and 'Type of Corporate / Institution *' with a dropdown menu showing 'PSU - PUBLIC SECTOR UNDERTAKING'. A blue 'Go' button is centered below these fields. A red warning box contains two bullet points: 'Mandatory fields are marked with an asterisk (*)' and 'State Bank Collect is a unique service for paying online to educational institutions, temples, charities and/or any other corporates/institutions who maintain their accounts with the Bank.' The footer is a teal bar with '© State Bank of India' on the left and links for 'Privacy Statement', 'Disclosure', and 'Terms of Use' on the right.

SBI State Bank Collect

State Bank Collect State Bank Mops

State Bank Collect / State Bank Collect Exit

State Bank Collect 15-Nov-2021 [10:30 AM IST]

Select State and Type of Corporate / Institution

State of Corporate / Institution * All India

Type of Corporate / Institution * PSU - PUBLIC SECTOR UNDERTAKING

Go

- Mandatory fields are marked with an asterisk (*)
- State Bank Collect is a unique service for paying online to educational institutions, temples, charities and/or any other corporates/institutions who maintain their accounts with the Bank.

© State Bank of India Privacy Statement Disclosure Terms of Use

a) In the field “**State of Corporate/ Institution**” select “**All India**” from the drop down.

b) In the field “**Type of Corporate/Institution**” select “**PSU-Public Sector Undertaking**” from the drop down.

Then click **GO** button.

4. After Clicking GO the following screen will appear.

The screenshot shows a web browser window with the address bar displaying <https://www.onlinesbi.com/sbicollect/payment/listinstitution.htm>. The page header includes the SBI logo and "State Bank Collect". A blue navigation bar contains "State Bank Collect" and "State Bank Mops". Below this, a breadcrumb trail shows "State Bank Collect / State Bank Collect" with an "Exit" link. A grey bar displays "State Bank Collect" and the timestamp "15-Nov-2021 [10:30 AM IST]". The main content area has a heading "Select from PSU - PUBLIC SECTOR UNDERTAKING". Below this is a form field labeled "PSU - PUBLIC SECTOR UNDERTAKING Name *" with a dropdown menu. The dropdown is open, showing a search bar and a list of options: "-- Select PSU - PUBLIC SECTOR UNDERTAKING --", "BEL-THALES SYSTEMS LTD", "BEML LIMITED BANGALORE COMPLEX", "BEML LIMITED MYSORE COMPLEX", "BEML LIMITED PALAKKAD", "BEML LIMITED,CORPORATE OFFICE", and "BEML LTD KGF". A red message box states "Mandatory fields are marked with an asterisk (*)". The footer includes "© State Bank of India" and links for "Privacy Statement", "Disclosure", and "Terms of Use".

In the field “**PSU-Public Sector Undertaking Name**” select “**BEL-THALES SYSTEMS LTD**”

5. In the field “Select Payment Category” select “Recruitment BTSL 2022”

The screenshot shows a web browser window with the address bar displaying <https://www.onlinesbi.com/sbicollect/payment/listcategory.htm>. The page header includes the SBI logo and "State Bank Collect". Below the header, there is a navigation bar with "State Bank Collect" and "State Bank Mops". The main content area features the "BEL-THALES Systems" logo and the text "BEL-THALES SYSTEMS LTD" and "CNP AREA, BEL INDUSTRIAL ESTATE, JALAHALLI, , BANGALORE-560013". A section titled "Provide details of payment" contains a form with a dropdown menu labeled "Select Payment Category *". The dropdown menu is open, showing the option "Recruitment BTSL 2022". A red banner at the bottom of the form contains the following text: "Mandatory fields are marked with an asterisk (*)", "The payment structure document if available will be uploaded in the online payment process.", and "Date specified(if any) should be in the format of dd/mm/yyyy". The footer of the page includes the text "© State Bank of India" and links for "Privacy Statement", "Disclosure", and "Terms of Use".

State Bank Collect

State Bank Collect / State Bank Collect

State Bank Collect

15-Nov-2021 [10:31 AM IST]

BEL-THALES Systems

BEL-THALES SYSTEMS LTD
CNP AREA, BEL INDUSTRIAL ESTATE, JALAHALLI, , BANGALORE-560013

Provide details of payment

Select Payment Category *

-- Select Category --

-- Select Category --

Recruitment BTSL 2022

Mandatory fields are marked with an asterisk (*)

The payment structure document if available will be uploaded in the online payment process.

Date specified(if any) should be in the format of dd/mm/yyyy

© State Bank of India

Privacy Statement | Disclosure | Terms of Use

6. By Selecting recruitment BTSL 2022 option the following screen will appear.

State Bank Collect

https://www.onlinesbi.com/sbicollect/payment/showpaymentdetails.htm

Getting Started

BEL-THALES Systems
BEL-THALES SYSTEMS LTD
CNP AREA, BEL INDUSTRIAL ESTATE, JALAHALLI, BANGALORE-560013

Provide details of payment

Select Payment Category * Recruitment BTSL 2022

Candidate Name * ABC Kumar

Date of Birth * 1/11/1986

Mobile No. * 9999999999

E Mail ID * abc@gmail.com

Application Fee * 500 Fixed:Rs.500

Remarks

Please enter your Name, Date of Birth (For Personal Banking) / Incorporation (For Corporate Banking) & Mobile Number. This is required to reprint your e-receipt / remittance(PAP) form, if the need arises.

Name * ABC kumar

Date Of Birth / Incorporation * 1/11/1986

Mobile Number * 9999999999

Email Id abc@gmail.com

Enter the text as shown in the image * E2ABB

Submit Reset Back

Mandatory fields are marked with an asterisk (*)

Fill the necessary details and click on the submit button.


7. After submitting the details following screen will appear. Ensure that the details filled are correct and click on the confirm button.

State Bank Collect

← → ↺

https://www.onlinesbi.com/sbicollect/payment/confirmpayment.htm


Getting Started

State Bank Collect

State Bank Collect ▾ State Bank Mops

State Bank Collect / State Bank Collect [Exit](#)

State Bank Collect 15-Nov-2021 [10:33 AM IST]

BEL-THALES SYSTEMS LTD
CNP AREA, BEL INDUSTRIAL ESTATE, JALAHALLI, , BANGALORE-560013

Verify details and confirm this transaction

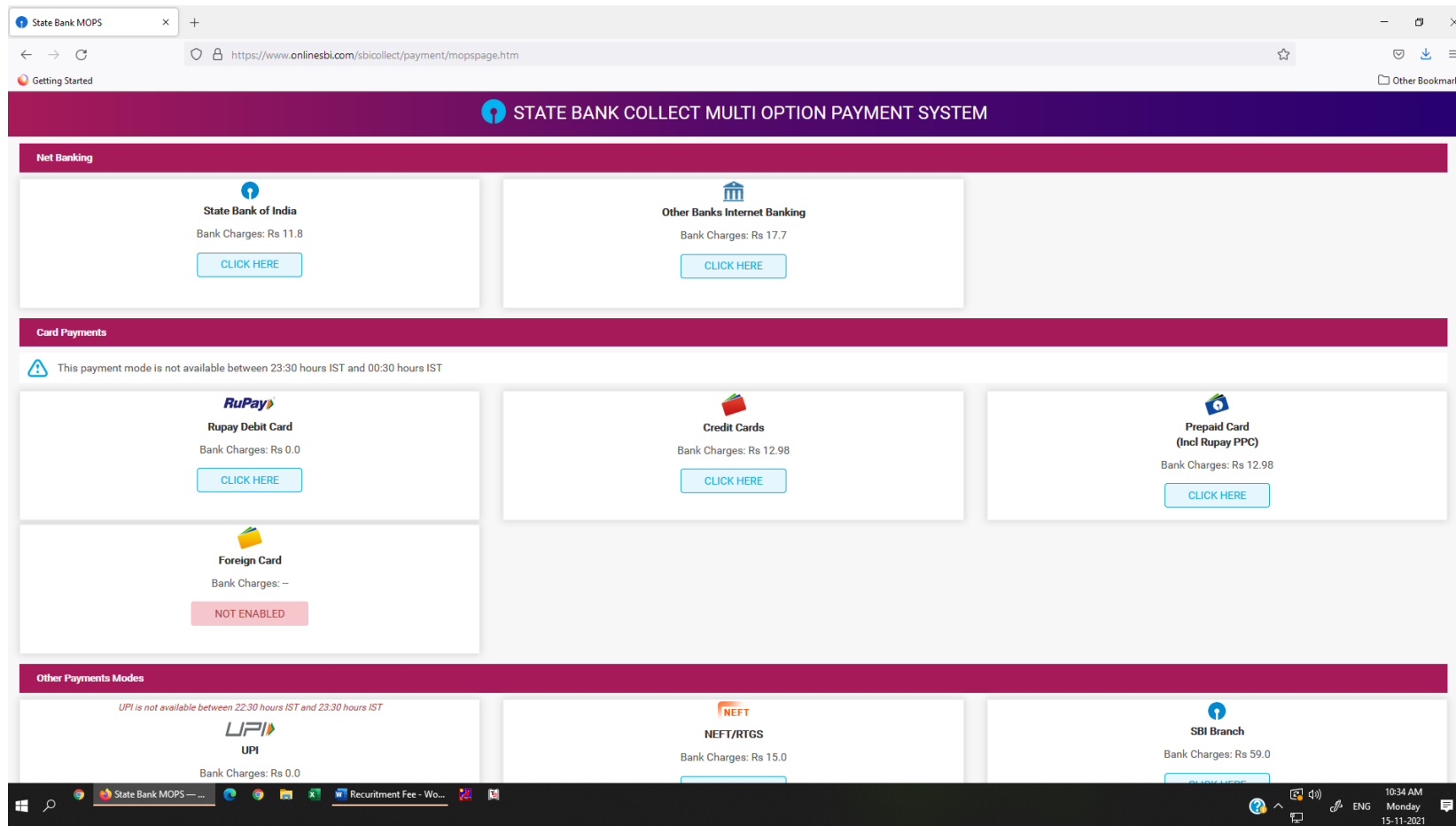
Category	Recruitment BTSL 2022
Candidate Name	ABC Kumar
Date of Birth	1/11/1986
Mobile No.	9999999999
E Mail ID	abc@gmail.com
Application Fee	500
Total Amount	INR 500.00
Remarks	

Please ensure that you are making the payment to the correct payee.


[Confirm](#) [Cancel](#)

© State Bank of India [Privacy Statement](#) | [Disclosure](#) | [Terms of Use](#)

8. Once confirmation is given the following screen will appear. Select the payment option for making payment.



9. After making the payment following screen will appear.



State Bank Collect ▾ State Bank Mops


State Bank Collect / State Bank Collect

State Bank Collect

Payment done successfully on 15-Nov-2022

Payment Details :

SBCollect Reference Number	DUI0675399	← Payment Reference Number
Echeque Number	IGAMKQVVN3	
Category	Recruitment BTSL 2022	
Candidate Name	ABC Kumar	
Date of Birth	1/11/1986	
Mobile No.	9999999999	
E Mail ID	abc@gmail.com	
Application Fee	500	
Transaction Charge	INR 11.80	
Total Amount	INR 511.80	
Remarks		

 [Click here to view/download the e-Receipt](#) ←

[Return to State Bank Collect Home Page](#)

Click on here to Download the “e-Receipt” and attach the same along with application